







Inspiration starts here
PRODUCT SELECTOR

BLANK INSERTS	SWITCH MODULES 10 AMP				
1 MODULE	1 WAY SP 10 AMP	1 WAY DP 10 AMP	2 WAY SP 10 AMP	2 WAY RETRACTIVE SWITCH SP 10 AMP	2 WAY RED RETRACTIVE SWITCH SP 10 AMP
					

FUNCTIONAL MODULES						
White	K4880WHI	K4881WHI	K4981WHI	K4882WHI	K4885WHI	K4885RED
Black	K4880BLK	K4881BLK	K4981BLK	K4882BLK	K4885BLK	K4885REDB

BS 5733:2010

These switches do NOT have to be derated when used with fluorescent or inductive loads.
 BS EN 60669-1:1999

These switches do NOT have to be derated when used with fluorescent or inductive loads.
 BS EN 60669-1:1999

These switches do NOT have to be derated when used with fluorescent or inductive loads.
 BS EN 60669-1:1999

NOTE
 Push switches are not designed for fluorescent loads.
 BS EN 60669-1:1999

NOTE
 Push switches are not designed for fluorescent loads.
 BS EN 60669-1:1999